



PetLink Pro

PetLink In Your Pocket

Create a log in for the PetLink Pro App
Step-by-step instructions



a DATAMARS brand




PetLink Pro

Create a log in for the PetLink Pro App Step-by-step instructions

Step 1

Log in to your PetLink
Animal Professional
account on
petlink.net*

*if your organization
does not have an Animal
Professional Account,
please contact our sales
team by emailing
ussales@datamars.com






PetLink Pro

Create a log in for the PetLink Pro App Step-by-step instructions

Click
App Sub Accounts
from the menu on
the left



- **Mass Import**
- **App Sub Accounts**
- **Reports**

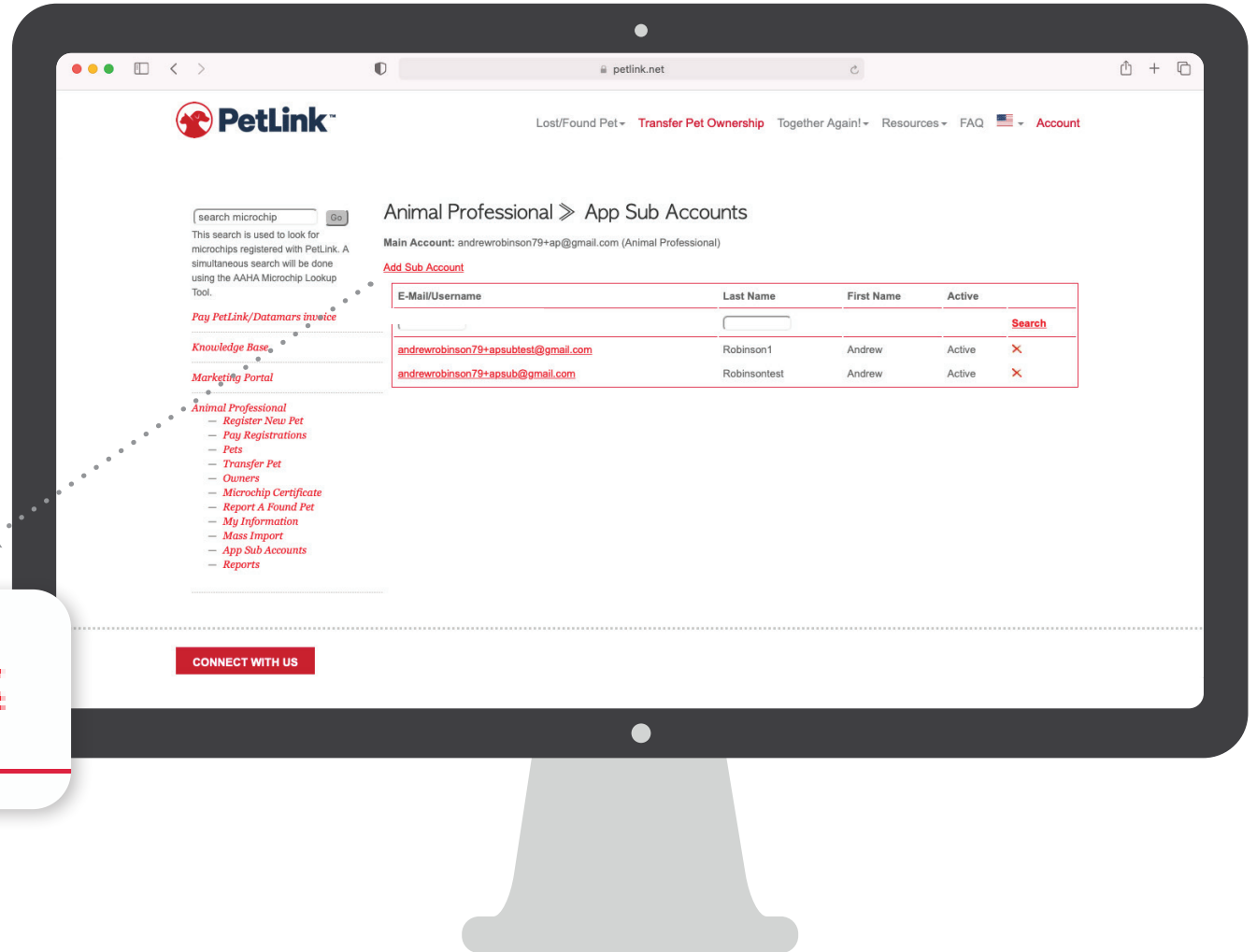




PetLink Pro

Create a log in for the PetLink Pro App Step-by-step instructions

Click
**Add Sub Account on
this screen**



Add Sub Account



PetLink Pro

Create a log in for the PetLink Pro App Step-by-step instructions

Complete the short form with the details of the Animal Professional who will be using the app. If that person already has an owner account in PetLink, you cannot use that same address.

Please use an alternative email address for the Animal Professional sub account.

Hit **“Submit”**, and your organization can start using the PetLink Pro App!

The screenshot shows a web browser window displaying the PetLink Pro website. The page title is "Animal Professional > App Sub Accounts". The form contains the following fields and sections:

- Search:** A search bar for microchips with a "Go" button.
- Navigation:** Links for "Lost/Found Pet", "Transfer Pet Ownership", "Together Again!", "Resources", "FAQ", and "Account".
- Form Fields:**
 - Last Name: Robinson
 - First Name: Andrew
 - Primary phone: (empty)
 - Active:
- Login Details:**
 - E-Mail/Username: andrewrobinson79+apsub1@gmail.com
 - Confirm E-Mail/Username: andrewrobinson79+apsub1@gmail.com
 - Password: (masked with asterisks)
 - Confirm Password: (masked with asterisks)
- Main Account:**
 - Guardian: andrewrobinson79+ap@gmail.com
- Buttons:** "Submit" and "Back to Sub Account list".

At the bottom of the page, there is a "CONNECT WITH US" button.